

Path to LKC Lecture Theatre

Public Transport

- Go to Boon Lay (EW27) via the East-West Line.
- From Boon Lay station, make your way to the adjacent bus interchange.
- Take Bus 179 to Academic Building South.

Taxi/car

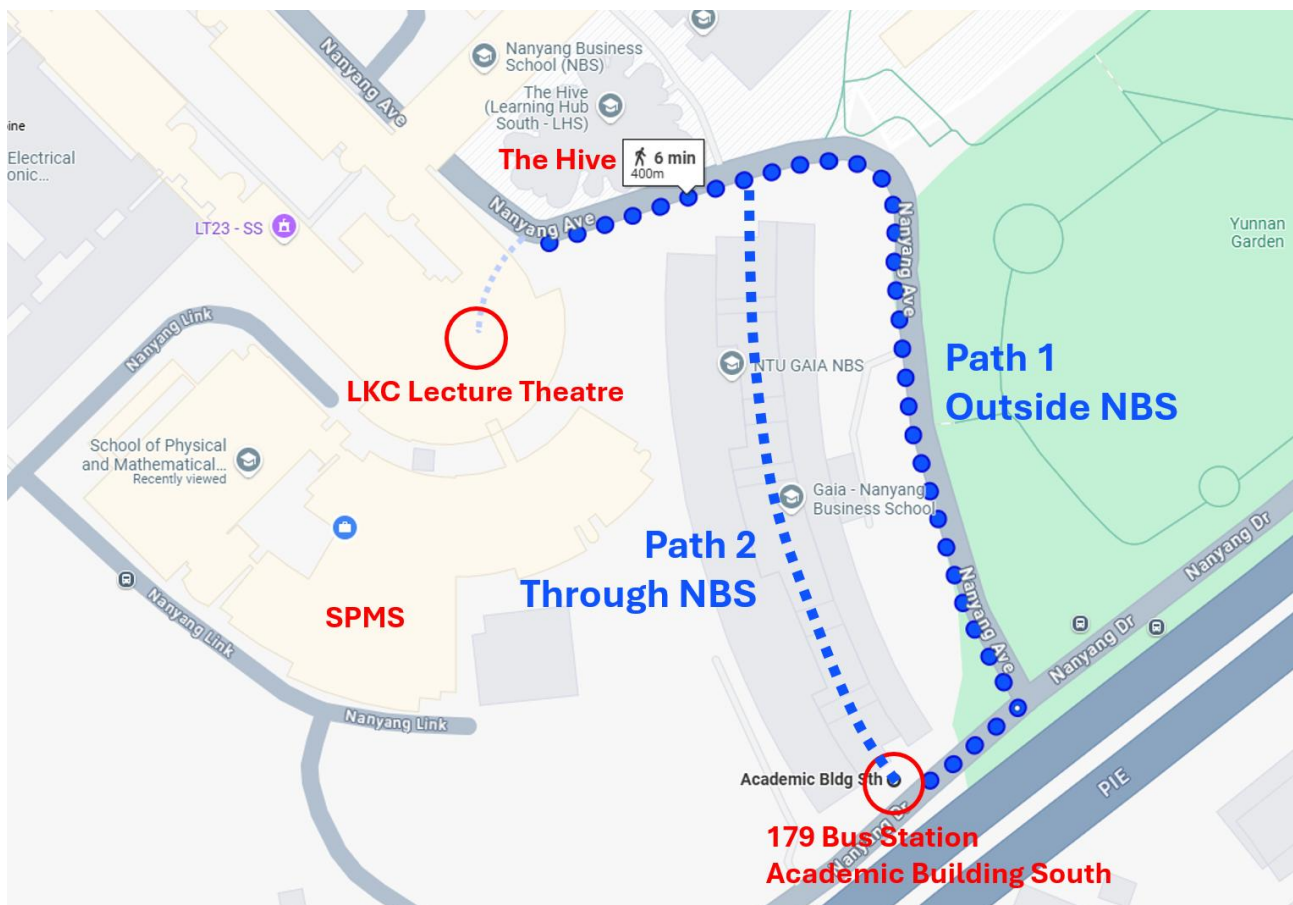
Direct taxi/car to NTU:

- The Hive (Learning Hub South), 52 Nanyang Avenue, 639816

OR

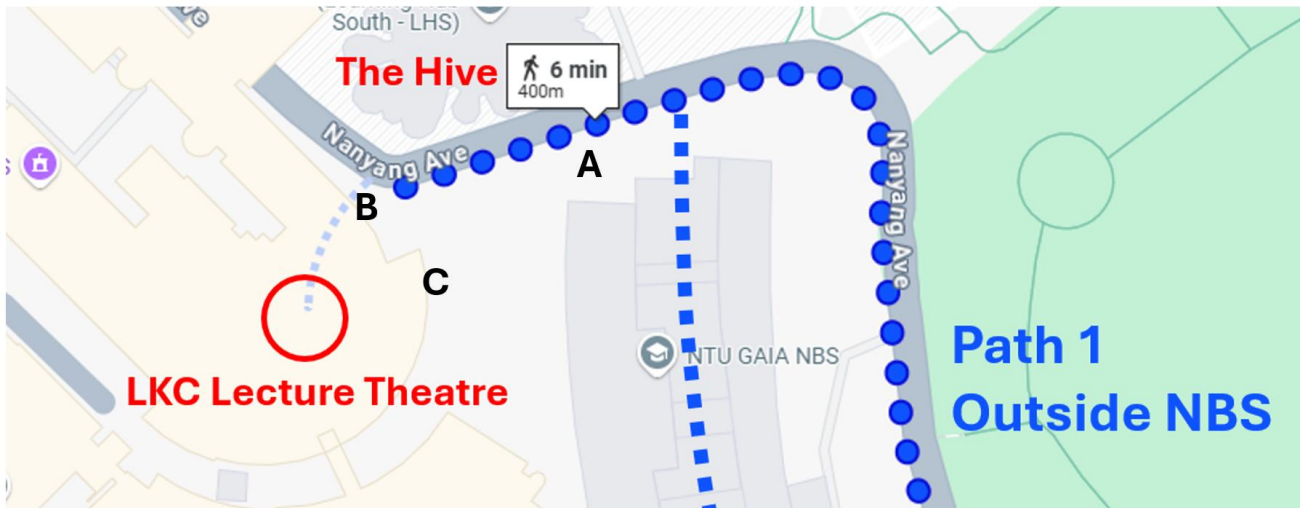
- School of Physical and Mathematical Sciences (21 Nanyang Link, 637371) main entrance.


Note: There is a car park ([Carpark SPMS \(Zone 2A\)](#)), which is free of charge on Saturdays.



From the **bus station (Academic Bldg Sth)**, first, you need to walk toward **the Hive**. The bus station is on one side of the **Nanyang Business School (NBS)**, and the Hive is on the other side. There are two ways to get there: you can either walk on the road outside the NBS (Path 1) or through the building (Path 2).


Small map






After you have reached the point A on the small map:

- A. Outside NBS, walk uphill along a straight road. On your right, you should see the Hive.
- B. At the end of the road, turn left and walk toward the cafeteria with lots of tables and chairs.
- C. Walk up the ramp and get inside the cafeteria.
- D. Inside the cafeteria, there are stairs on the right-hand side. Walk up to the second floor.
- E. When reaching the second floor, keep walking straight until you get outside the building and into the impluvium.
- F. Turn back, you will see straight stairs up. Walk up the stairs to the floor above.
- G. Now you have reached the LKC Lecture Theatre!





G

